

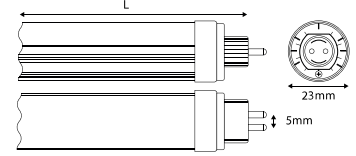
## 1.2 ÜRÜN BİLGİ SAYFASI

### DATASHEET

# KARMA PREMIUM-T5

### KARMA PREMIUM-T5 LED TÜP KARMA PREMIUM-T5 LED TUBE

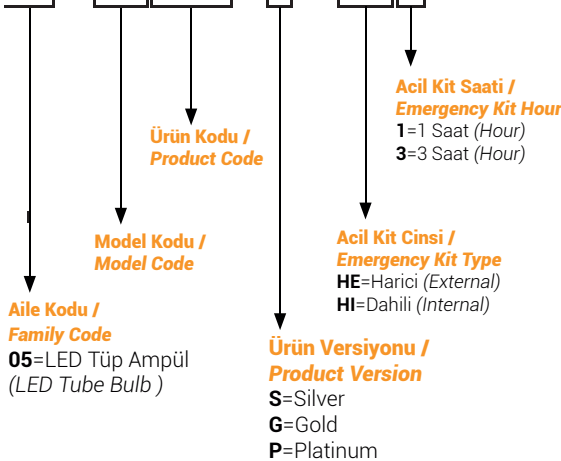
### ÖLÇÜLER / DIMENSIONS



Ürün Kodu / Product Code	Güç / Power (W)	Verim / Efficiency (Lm/W)	Işık Akısı / Luminous Flux (Lm)	Enerji Etiketi / Energy Label	Ürün Ölçü / Dimension Ø   L (mm)	Ürün Ağırlık / Product W. (Kg)	Paket Ölçü (B,E,Y) / Product S. (L,W,H)	Paket Ağırlık / Package W. (Kg)
05-5307-G	10 W	161 Lm/W	1.610 Lm	B	23   550 mm	0,1 Kg	700x190x100 mm	12,6 Kg (126ad/126pcs.)
05-5314-G	15 W	161 Lm/W	2.415 Lm	B	23   550 mm	0,1 Kg	700x190x100 mm	12,6 Kg (126ad/126pcs.)
05-5315-G	15 W	161 Lm/W	2.415 Lm	B	23   1150 mm	0,22 Kg	1530x190x100 mm	13,9 Kg (63ad/63pcs.)
05-5316-G	19 W	161 Lm/W	3.059 Lm	B	23   1150 mm	0,22 Kg	1530x190x100 mm	13,9 Kg (63ad/63pcs.)
05-5317-G	22 W	159 Lm/W	3.498 Lm	B	23   1150 mm	0,22 Kg	1530x190x100 mm	13,9 Kg (63ad/63pcs.)
05-5319-G	19 W	161 Lm/W	3.059 Lm	B	23   1450 mm	0,28 Kg	1530x190x100 mm	17,6 Kg (63ad/63pcs.)
05-5322-G	22 W	159 Lm/W	3.498 Lm	B	23   1450 mm	0,28 Kg	1530x190x100 mm	17,6 Kg (63ad/63pcs.)
05-5323-G	25 W	158 Lm/W	3.950 Lm	B	23   1450 mm	0,28 Kg	1530x190x100 mm	17,6 Kg (63ad/63pcs.)
05-5324-G	27 W	158 Lm/W	4.266 Lm	B	23   1450 mm	0,28 Kg	1530x190x100 mm	17,6 Kg (63ad/63pcs.)
05-5335-G	35 W	145 Lm/W	5.075 Lm	C	23   1450 mm	0,28 Kg	1530x190x100 mm	17,6 Kg (63ad/63pcs.)
05-5307-P	10 W	184 Lm/W	1.840 Lm	A	23   550 mm	0,1 Kg	700x190x100 mm	12,6 Kg (126ad/126pcs.)
05-5314-P	15 W	184 Lm/W	2.760 Lm	A	23   550 mm	0,1 Kg	700x190x100 mm	12,6 Kg (126ad/126pcs.)
05-5315-P	15 W	184 Lm/W	2.760 Lm	A	23   1150 mm	0,22 Kg	1530x190x100 mm	13,9 Kg (63ad/63pcs.)
05-5316-P	19 W	184 Lm/W	3.496 Lm	A	23   1150 mm	0,22 Kg	1530x190x100 mm	13,9 Kg (63ad/63pcs.)
05-5317-P	22 W	182 Lm/W	4.004 Lm	A	23   1150 mm	0,22 Kg	1530x190x100 mm	13,9 Kg (63ad/63pcs.)
05-5319-P	19 W	184 Lm/W	3.496 Lm	A	23   1450 mm	0,28 Kg	1530x190x100 mm	17,6 Kg (63ad/63pcs.)
05-5322-P	22 W	181 Lm/W	3.982 Lm	A	23   1450 mm	0,28 Kg	1530x190x100 mm	17,6 Kg (63ad/63pcs.)
05-5323-P	25 W	180 Lm/W	4.500 Lm	A	23   1450 mm	0,28 Kg	1530x190x100 mm	17,6 Kg (63ad/63pcs.)
05-5324-P	27 W	179 Lm/W	4.833 Lm	A	23   1450 mm	0,28 Kg	1530x190x100 mm	17,6 Kg (63ad/63pcs.)
05-5335-P	35 W	165 Lm/W	5.775 Lm	B	23   1450 mm	0,28 Kg	1530x190x100 mm	17,6 Kg (63ad/63pcs.)

\*HI1, HE1, HE3 acil kit opsiyonu bulunmaktadır.  
/ There is an H1, HE1, HE3 emergency kit option.

## 05 - 53XXX - X - HXX



**OPTİK ÖZELLİKLER / OPTICAL PROPERTIES**

Renk Sıcaklığı / Color Temperature (CCT)	3000-4000-6000K
Işıma Açısı / Beam Angle	C120°
Renk Geri Verim İndeksi / Color Rendering Index (CRI)	>80
Difüzör / Diffuser	PC (Polikarbon) Şeffaf, PC (Polikarbon) Opal / PC (Polycarbon) Transparent, PC (Polycarbon) Opal
Standart Sapma Renk Eşleşmesi / SDCM	MacAdam 3

**ELEKTRİKSEL ÖZELLİKLER / ELECTRICAL PROPERTIES**

Giriş Voltajı, Frekans / Input Voltage, Frequency	AC100~240AC/V 50~60Hz
Lamba Tipi / Lamp Type	T5 LED Tüp / T5 LED Tube
Güç Faktörü (PF) / Power Factor	>95
Acil Aydınlatma / Emergency Lighting	LED Tüp İçi Harici 3 Saat Bataryalı Acil Kit (Opsiyonel), LED Tüp İçi Dahili 1 Saat Bataryalı Acil Kit / LED Tube Internal 3 Hour Battery Emergency Kit (Optional), LED Tube Internal 1 Hour Battery Emergency Kit
Acil Aydınlatma Gücü / Emergency Lighting Power	%10-15
IEC Koruma Sınıfı (Armatür) / IEC Protection Class (Armature)	CLASS (II)
Sensör / Sensor	Harekete & Sese Duyarlı Sensör (Opsiyonel) / Motion & Sound Sensitive Sensor (Optional)
Otomasyon / Automation	Şebeke Girişi Pano veya Harici Kontrol Modülleri ile Kontrol Edilebilir / Mains Input can be Controlled by Panel or External Control Modules
Dimli / Dimmable	Yok / No

**MEKANİK ÖZELLİKLER / MECHANICAL PROPERTIES**

IP - Koruma sınıfı / IP - Protection Class	IP20
Montaj Tipi / Mounting Type	G5 Duy (Armatür veya Harici) / G5 Lampholder (Fixed or External)

**SICAKLIK VE ÇALIŞMA KOŞULLARI / TEMPERATURES AND OPERATING CONDITIONS**

Çalışma Isısı (Oda Sıcaklığında) / Working Temperature	-20°C...+45°C
--------------------------------------------------------	---------------

**DEPOLAMA BİLGİLERİ / STORAGE INFORMATION**

Depolamada Sıcaklık Aralığı / Temperature Range at Storage	-30°C...+70°C
------------------------------------------------------------	---------------

**ÜRÜNÜN YAŞAM SÜRESİ / PRODUCT LIFE TIME**

Anahtarlama Döngü Sayısı / Number of Switching Cycles	50.000
Ömür / Lifespan L80/B50 at 25 C°	54.000 h - 63.000 h
Hizmet Ömrünün Sonunda Lümen Bakımı / Lumen Maintenance at End of Service Life	0.70

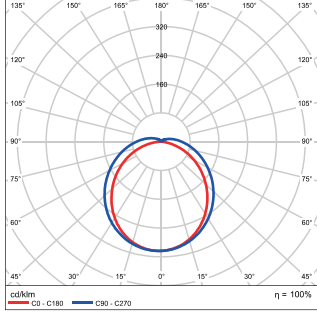
**SERTİFİKALAR & STANDARTLAR / CERTIFICATES & STANDARDS**

Koruma Sınıfı IK (Şok Direnci) / Protection Class IK (Shock Resistance)	IK 03
Sertifikasyon / Certification	ISO 9001, LVD, EMC, CE, RoHS EN 60598-2-160598-1:2015/A1:2018, 55015:2013:A1:2015 & EN 61547:2009, EN 61000-3-2:2014, 61000-3-3:2013

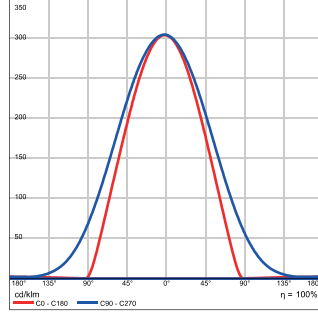
## TESTLER/ TESTS

### Işık Dağılımı/ Light Distribution

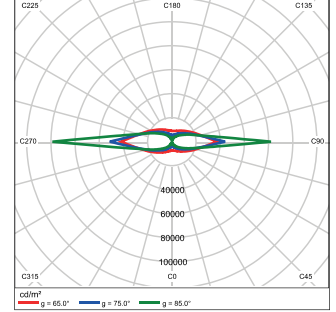
Işık Yayımları 1 - Polar LVK Light Light Emission 1 - Polar LVK



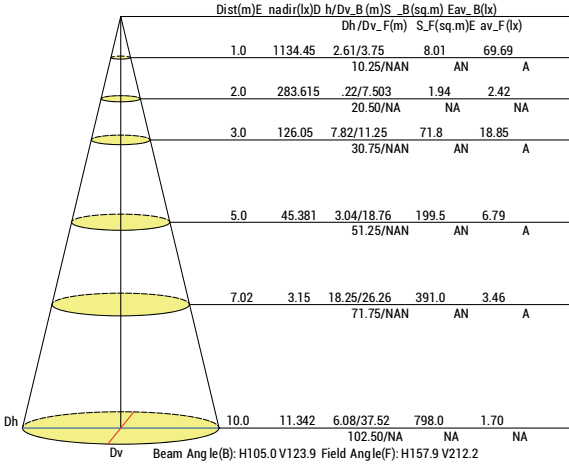
Işık Yayımları 1 - Linear LVK Light emission 1 - Polar LVK



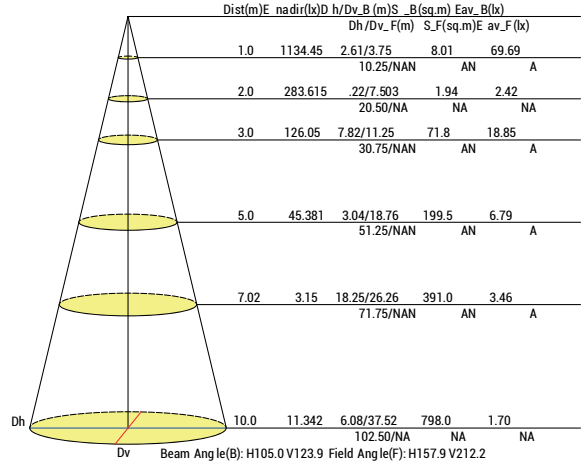
Işık Yayımları 1 - Işıklık Diagramı Light emission 1 - Skylight Diagram



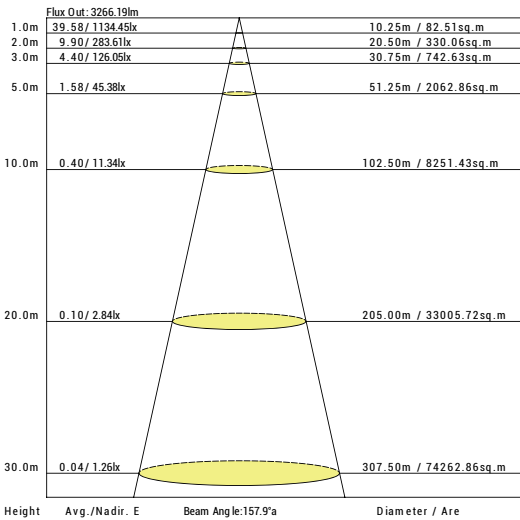
### Uzaktaki Parlaklık (Işın Açısı) / Illuminance at a Distance (Beam Angle)



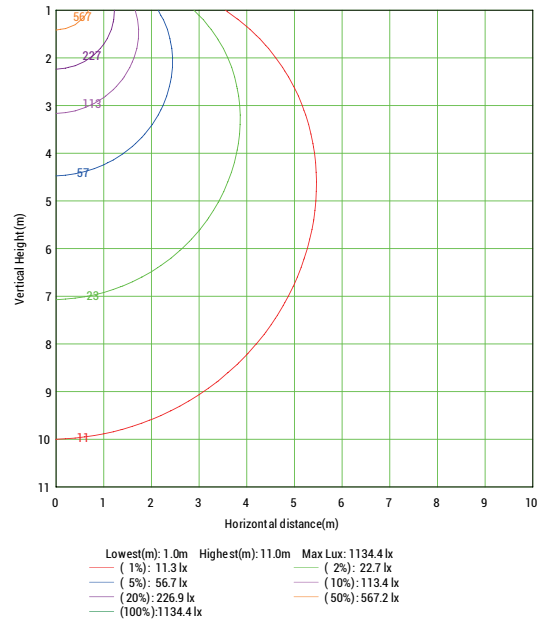
### Uzaktaki Parlaklık (Alan Açısı) / Illuminance at a Distance (Field Angle)



### Ortalama Aydınlık Etkili Şekil / The Average Illuminance Effective Figure



### Dikey IsoLux Grafiği / Vertical IsoLux Plot



\*T5 LED Tüp 05-5324-S ürünün ölçümleridir./ \*The measurements of the T5 LED Tube 05-5324-S product.

## ÜRÜN FOTOĞRAFLARI / PRODUCT PHOTOS



## REFERANSLAR & LİNKLER / REFERENCES & LINKS



[www.karmalighting.com](http://www.karmalighting.com)



KARMA Lighting



karma.lighting



KarmaLighting



karma.lighting.global



Karma LED Lighting